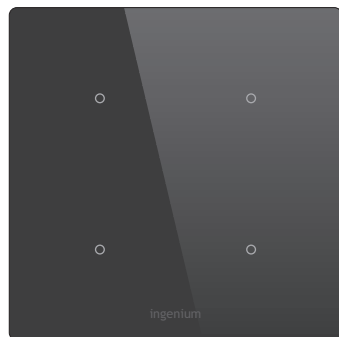


## touch-buttons & thermostats

### ➔ Cubic-SQ [ Cubic-SQ2 · Cubic-SQ4 · Cubic-SQ6 ]

#### Square thermostat with temperature sensor

To manage and monitor devices in the BUSing® installation.



- Slim design with integral front in customizable glass
- 2, 4 or 6 touch areas depending on the model
- LED indicators that can be or not associated to the touch areas
- Ability to manage an independent climate zone (internal temperature sensor integrated)
- Rear case available in white or black
- Mounted on universal box, screwed on wall
- Size: 88 x 88 x 6mm (square format)



#### Description

Capacitive touch-button to control devices of a BUSing® installation. It is available with 2, 4 or 6 touch areas depending on the model, being possible to program BUS events for activation/deactivation of each one.

Built-in temperature is added. This, allows reading the measured temperature, setting a set point temperature and variation between winter, summer, mixed or deactivated mode as well as fan-coil control.

#### Customization

Available within a range of three levels of customization:

- [1] **basic**: front glass and back casing in white or black.
- [2] **design**: print customizable front glass with back casing in white or black.
- [3] **capriccio**: interchangeable and print customizable front glass with back casing in white or black.

#### Configuration using Development System (SIDE)

- 2, 4 or 6 low voltage touch areas, programmable as switch or push button.
- LED low voltage outputs that can be or not associated with the inputs of the device.

#### Technical Characteristics

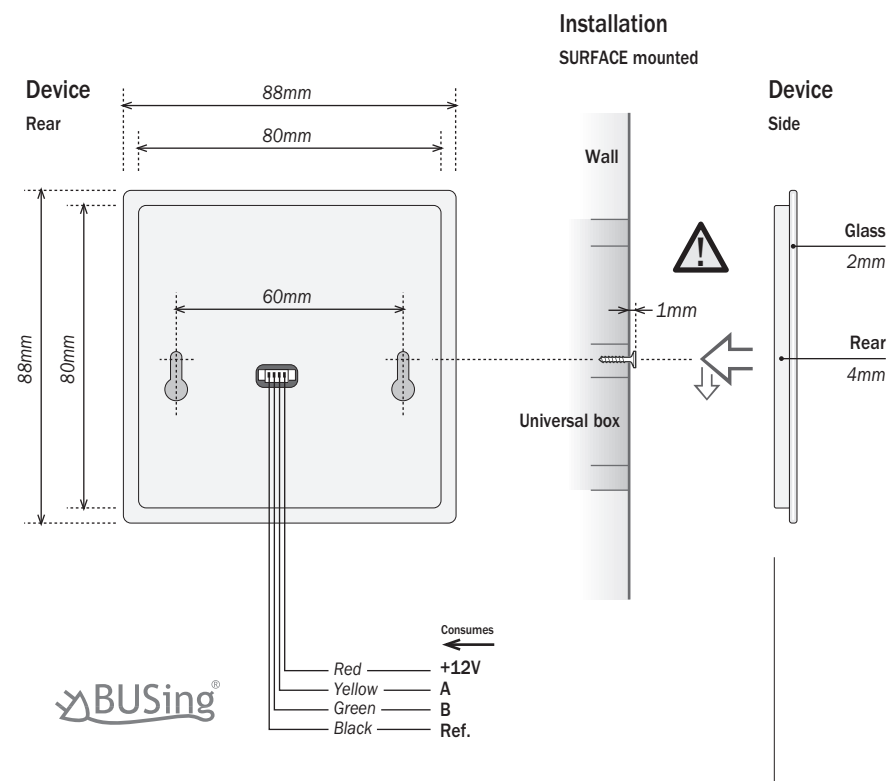
Device Reference	Voltage Supply	Current Consumption	Temperature Range
Cubic-SQ	9–16V DC (BUS)	20mA (BUS)	0–51°C

### ➔ Cubic-SQ

#### Installation

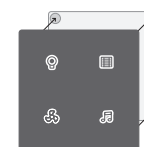


The device is installed hanging from the two parallel grooves on its rear. Two **conical head screws** are used in wall and/or universal mechanism box. It is **VERY IMPORTANT** that the screws head exceeds **1mm** from the wall.



#### custom series capriccio

Front glass interchangeable



Exclusively in the **capriccio** custom series, the glass is fixed to the rear with a four magnets system that enables an easy exchange.

